

Au

AuditAdvanced

(Mercia) Company Audit

Engagement File Update

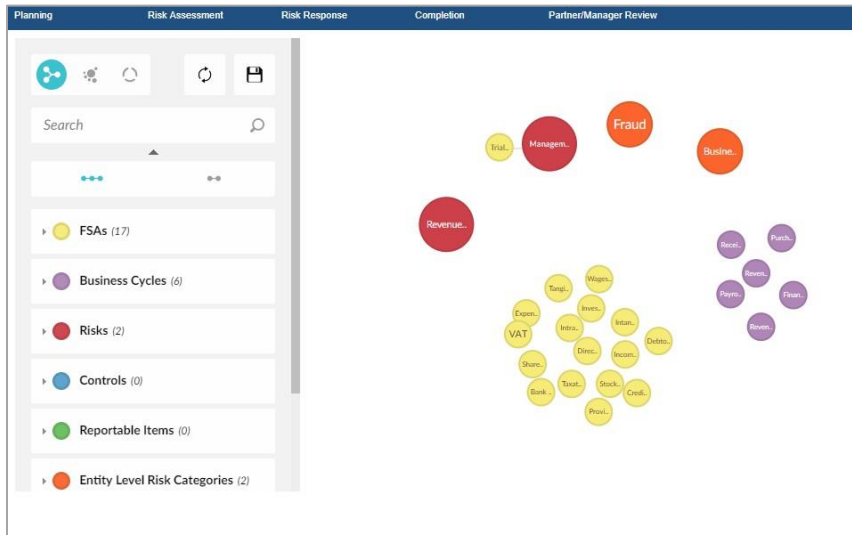
v20.0.00 to v20.0.01



Engagement file amendments

Removing Business Cycles from Constellation CONST. Document

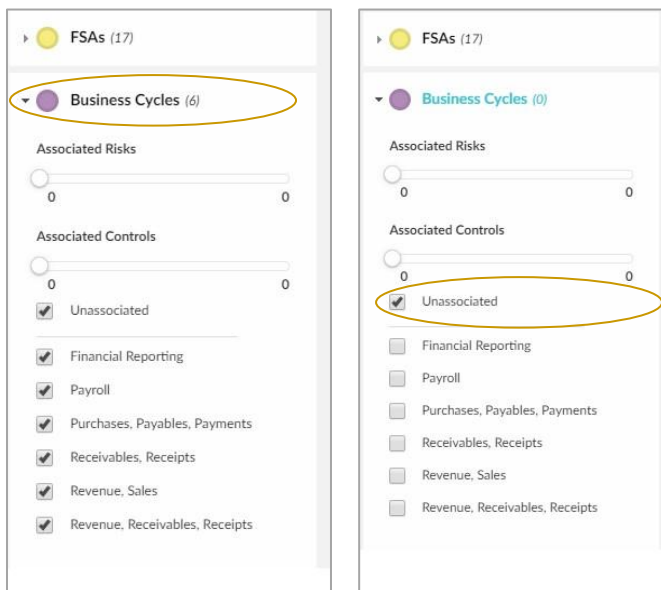
Business Cycles are not used in the AuditAdvanced system but they may be showing in an updated file in the Constellation CONST. document, appearing as purple circles.



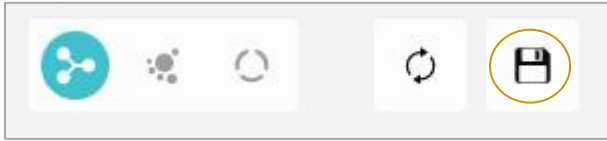
The default CONST. document in all v20.0.00 templates does not show these, but in the Audit System v20.0 it is not yet possible to preserve this on an update.

If the user wishes to remove Business Cycles from their current CONST. document, then select Business Cycles in the filter menu on the left of the screen and deselect all items with the exception of “Unassociated”. The menu should then indicate there are no Business Cycles remaining.

The screenshots below are from a v20.0.00 Mercia Company Audit file.



To stop this reverting to the default position, save this view by clicking on the Save icon in the top right of the filter menu.



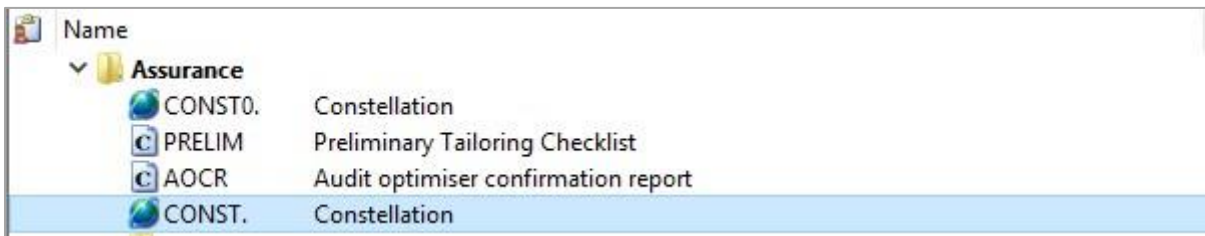
When prompted, name the file "Constellation".



A notification will then show indicating a new file has been created.

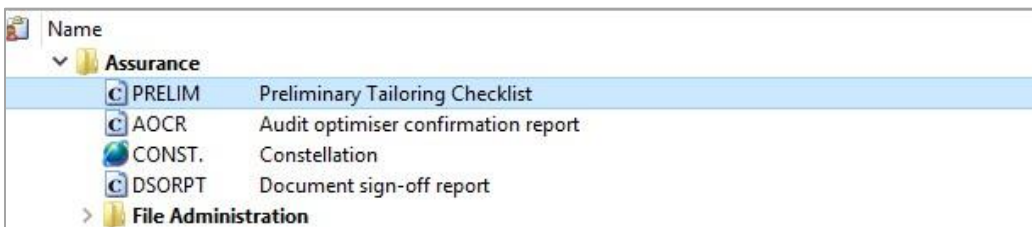


The new document will be added to the top of the Assurance folder on the Document Manager.



The original CONST. document should then be deleted and the new document renamed CONST.

The default position for the CONST. document is shown below:



Please note: Depending on the template version of the current engagement file, the CONST. document may initially be found in the 'File Administration' folder of the updated file. It is important that the CONST. document is moved towards the top of the Document Manager in order for the DSORPT document to generate fully.