

Au

AuditAdvanced

(Mercia) Company Audit

Engagement File Update

v20.0.01 to v20.0.02



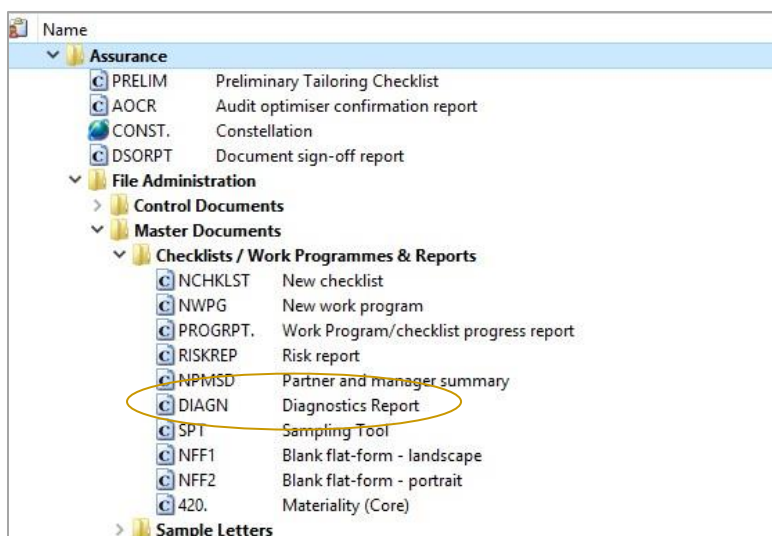
i) Engagement file amendments

Moving DIAGN Diagnostics Report

The DIAGN ‘Diagnostics Report’ document is a review tool that will report warnings, recorded on the B32_FSA and the Work Programmes, for under and over auditing.

Due to the changes implemented in this update these warnings are now accurately reported. We have therefore moved the DIAGN document towards the top of the Document Manager. Please see our KB article [here](#) for an introduction to the DIAGN document,

In an updated engagement file this will initially be located beneath the File Administration folder as illustrated:-



You should manually ‘drag and drop’ the DIAGN document to its designated place on the Document Manager as follows:-

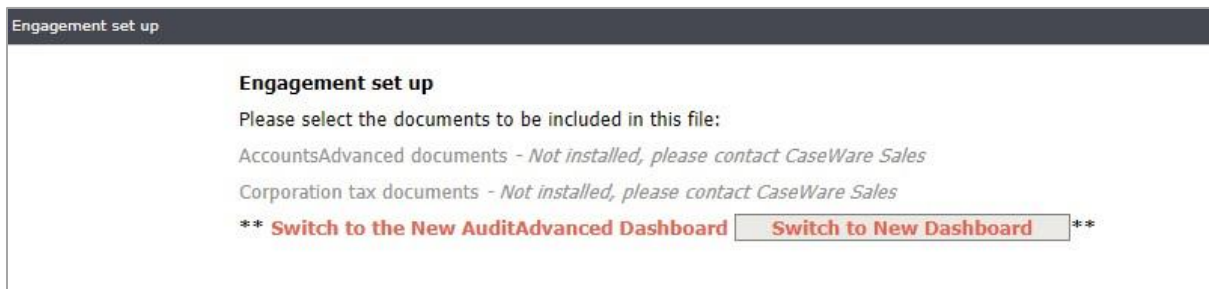


ii) New AuditAdvanced Dashboard

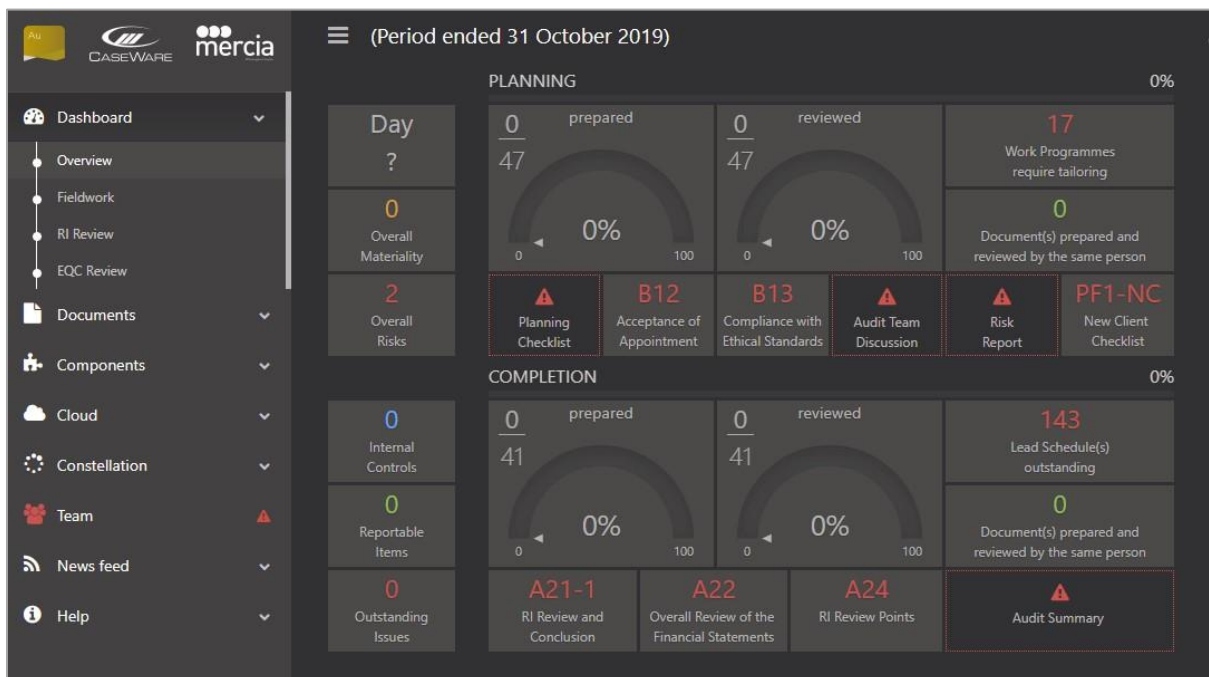
Enabling the Dashboard

Once the AuditAdvanced (Mercia) Company Audit v20.0.02 template has been installed on your machine it will become available to be used on existing engagement files.

On opening an existing engagement file you will be directed to the Engagement Set-Up tab in CaseWare.



Click on 'Switch to New Dashboard' to enable the new AuditAdvanced Dashboard.



Updated engagement files will automatically be redirected to the new Dashboard once they have been closed and reopened after update.

We have produced an introductory video on how to use the new Dashboard which can be viewed [here](#) (NB. this will open up in YouTube).